

**Brought to you by Pro Gear &  
Transmission.**

**For parts or service call:**

**877-776-4600  
407-872-1901**




**[www.globaldifferentialsupply.com](http://www.globaldifferentialsupply.com)**

**906 W. Gore St. Orlando, FL 32805  
[parts@eprogear.com](mailto:parts@eprogear.com)**

# SDA-9 STEERABLE DRIVE AXLE PARTS MANUAL



151 Lawrence Drive, Livermore, CA 94551  
Phone (925) 454-9500 Fax (925) 454-9501  
[www.fabcoautomotive.com](http://www.fabcoautomotive.com)



A business unit of



## TABLE OF CONTENTS

Steerable Drive Axle Assembly .....	2
Steerable Drive End Assembly — Disc Style Hub .....	4
Steerable Drive End Assembly — Cast Spoke Style Hub .....	8

### To Use This Book:

1. Refer to the exploded view which illustrates the needed part.
2. Find the required part in the exploded view and then note the item number or numbers.
3. Locate the item number in the parts list for part number, description, and quantity.

### Notes:

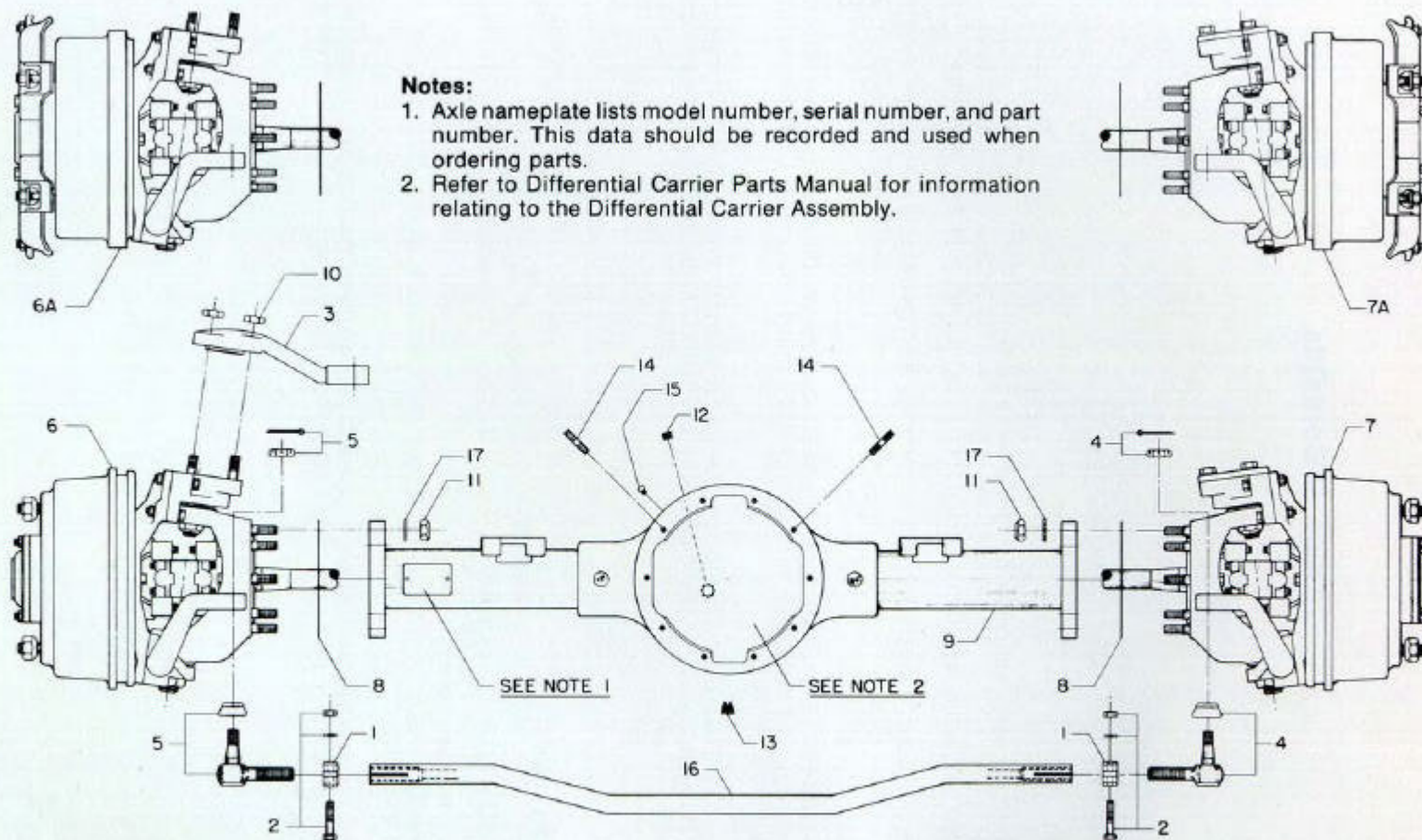
1. Before ordering parts for a Fabco Steerable Drive Axle, please refer to the Fabco nameplate located on the left rear of the axle housing. Specify model number, ratio or other information that is on the nameplate when ordering parts.
2. Some parts such as the steerable drive ends, the axle housing, and the steering arm are unique to customer specifications. Our parts personnel can refer to the specific Bill of Material to determine part numbers for these parts.

### Additional Parts Manuals:

Single Reduction Differential Parts Manual  
Double Reduction Differential Parts manual  
Drive Thru Differential Parts Manual  
Air Brake Parts Manual  
Hydraulic Brake Parts Manual

Part numbers contained in this manual were in effect at the time the manual was approved for printing and are subject to change without notice or liability. Fabco Automotive Corporation reserves the right to change parts at any time.

## Steerable Drive Axle Assembly



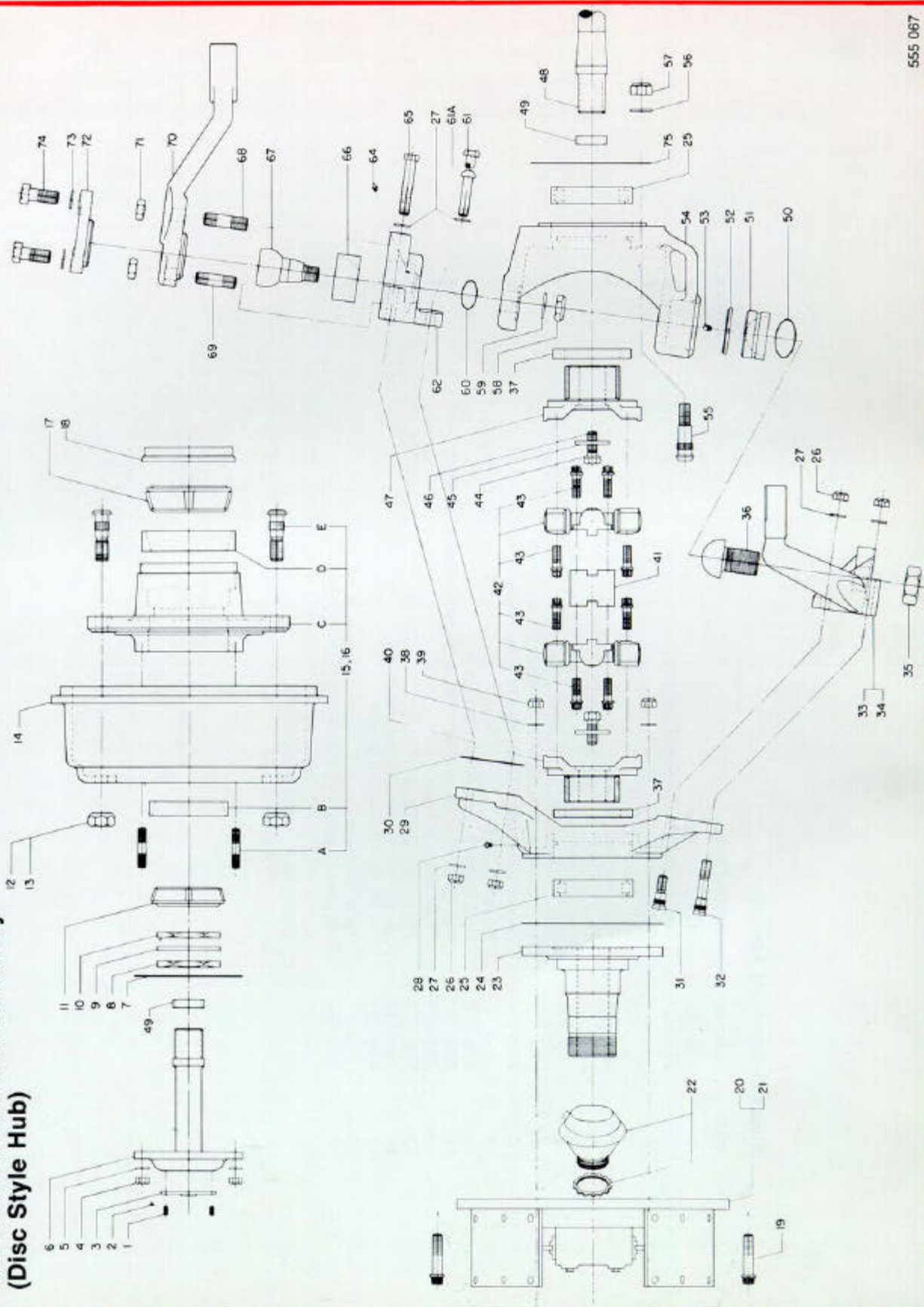


## Steerable Drive Axle Assembly

ITEM	PART NO.	DESCRIPTION	QUANTITY PER AXLE
1	255 223	Clamp, Tie Rod	2
2	2652232	Bolt Assembly, Tie Rod Clamp	2
3	—	* Arm, Steering	1
4	363 227	End, Tie Rod, R.H.	1
5	363 228	End, Tie Rod, L.H.	1
6	—	* End, Steerable Drive, L.H. – Disc Style	
6A	—	* End, Steerable Drive, L.H. – Cast Spoke Style	1
7	—	* End, Steerable Drive, R.H. – Disc Style	
7A	—	* End, Steerable Drive, R.H. – Cast Spoke Style	1
8	427 454	Gasket, Steerable Drive End to Axle Housing	2
9	—	* Housing, Axle	1
10	688 275	Nut, Steering Arm Mounting Lock	4
11	688 529	Nut, Steerable Drive End to Axle Housing Mounting Stud	16
12	758 229	Plug, Axle Oil Level	1
13	758 274	Plug, Axle Oil Drain	1
14	788 232	Stud, Differential Carrier Mounting	2
15	836 222	Fitting, Axle Housing Vent	1
16	—	* Tube, Tie Rod	1
17	927 554	Washer, Steerable Drive End Mounting Stud	16

\* See note 2, Table of Contents

# Steerable Drive End Assembly (Disc Style Hub)



555 067

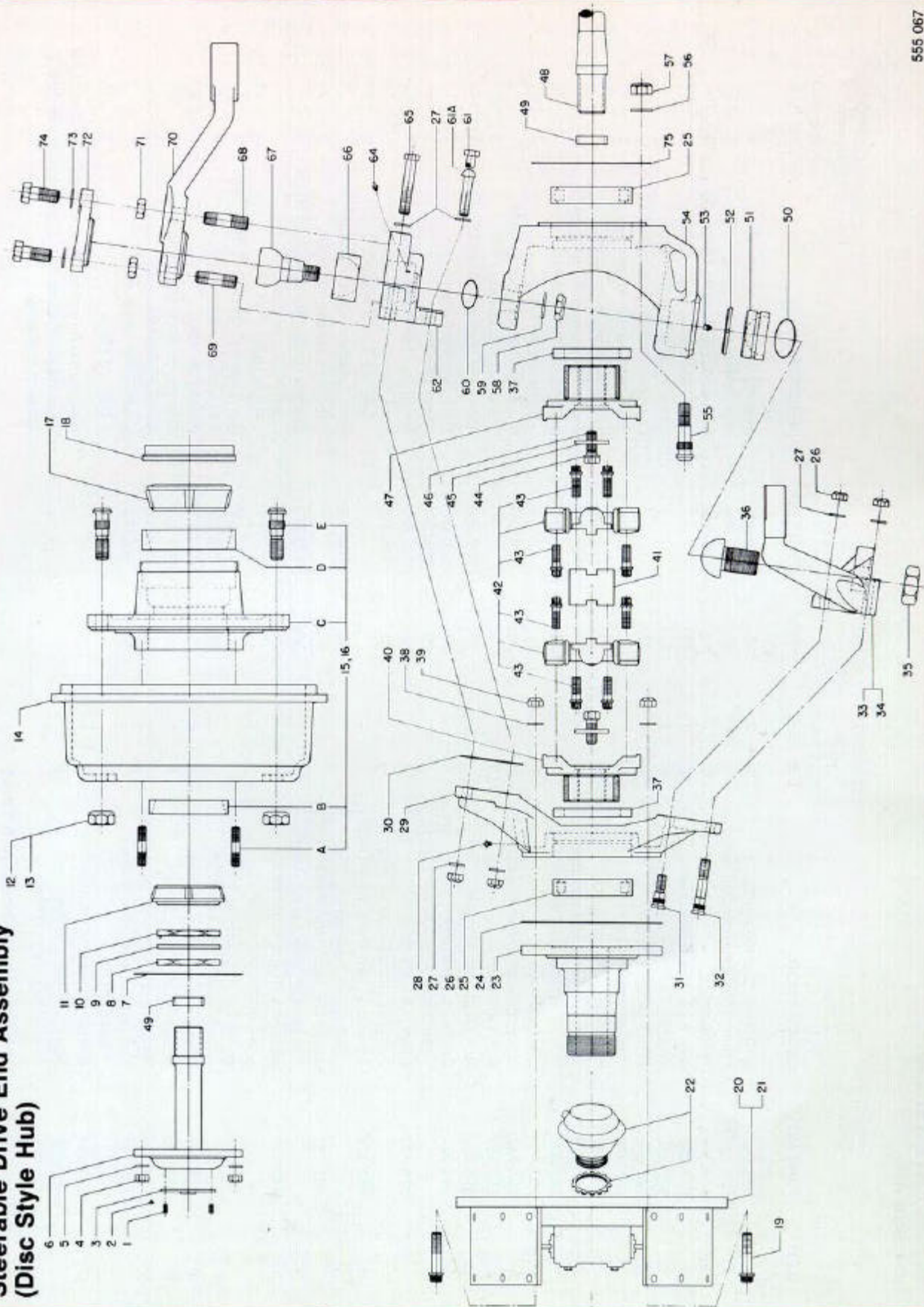
**Steerable Drive End Assembly  
(Disc Style Hub)**

- 5 -

ITEM	PART NO.	DESCRIPTION	QUANTITY PER AXLE END		ITEM	PART NO.	DESCRIPTION	QUANTITY PER AXLE END	
			L.H.	R.H.				L.H.	R.H.
1	265 842	Bolt, Hub Cap Mounting	3	3	17	233 396	Bearing Cone, Inner wheel	1	1
2	758 232	Plug, Wheel Bearing Oil Level	1	1	18	732 334	Seal, Wheel Hub	1	1
3	483 243	Hub Cap	1	1	19	724 548	Screw, Wheel Spindle Mounting	10	10
4	688 528	Nut, Axle Shaft Drive Stud	8	8	20	****	Brake Assembly, Right-hand	—	1
5	927 282	Washer, Outer Axle Drive Stud	8	8	21	****	Brake Assembly, Left-hand	1	—
6	742 842	Shaft, Outer Axle	1	1	22	****	Chamber, Wedge Brake Service (air brake axles only)	1	1
7	427 378	Gasket, Outer Axle Shaft	1	1	23	774 272	Spindle, Wheel Bearing	1	1
8	688 242	Nut, Wheel Bearing Lock	1	1	24	427 382	Gasket, Spindle to Spindle Yoke	1	1
9	927 278	Washer, Wheel Bearing Lock	1	1	25	233 264	Bearing Outer Race and Roller Assembly	2	2
10	688 239	Nut, Wheel Bearing Adjustment with Dowel	1	1	26	688 529	Nut, Lower and Upper Kingpin Bracket Mounting	8	8
11	233 242	Bearing Cone, Outer Wheel	1	1	27	927 554	Washer, King Bracket Mounting	14	14
12	688 257	Nut, Left Hand Wheel	10	—	28	836 235	Vent, Spindle Yoke	1	1
13	688 258	Nut, Right Hand Wheel	—	10	29	965 787	Yoke, Spindle	1	1
14	378 262	Drum, 15 x 5 Brake (air brake axle only)	1	1	30	792 977	Shim, Camber Adjustment	1	1
	378 283	Drum, 15 x 5 Brake (hydraulic brake axles only)	1	1	31	788 452	Stud, Lower Kingpin Bracket (top mounting holes)	2	2
15	482 024	† Assembly, Left Hand Wheel Hub (air brake axles only)	1	—	32	788 469	Stud, Lower Kingpin Bracket (bottom mounting holes)	2	2
	482 033	† Assembly, Left-hand Wheel Hub (hydraulic brake axles only)	1	—	33	273 369	Bracket, Lower Kingpin, Left-hand	1	—
16	482 025	† Assembly Right-hand Wheel Hub (air brake axles only)	—	1	34	273 372	Bracket, Lower Kingpin, Right-hand	—	1
	482 034	† Assembly Right-hand Wheel Hub (hydraulic brake axles only)	—	1	35	688 578	Nut, Lower Kingpin Ball Stud Jam	1	1
A	788 355	Stud, Outer Axle Shaft Drive	8	8	36	225 277	Ball Stud, Lower Kingpin	1	1
B	233 239	Bearing Cup, Outer Wheel	1	1	37	732 333	Seal Drive Yoke	2	2
C	482 297	Hub, Wheel (air brake axles only)	1	1	38	927 666	Washer, Spindle Mounting Lock	10	10
	482 347	Hub, Wheel (hydraulic brake axles only)	1	1	39	688 582	Nut, Spindle Mounting	10	10
D	233 397	Bearing Cup, Inner Wheel	1	1	40	9651726	Yoke, Outer Drive with Bearing Race	1	1
E	788 356	Stud, Left-hand Wheel	10	—			**** Refer to the Air or Hydraulic Brake Parts Manual for information relating to the brakes and see note 2, Table of Contents.		
	788 357	Stud, Right-hand Wheel	—	10					

† This assembly contains items A through E.

# Steerable Drive End Assembly (Disc Style Hub)



555 067



**Steerable Drive End Assembly  
(Disc Style Hub)**

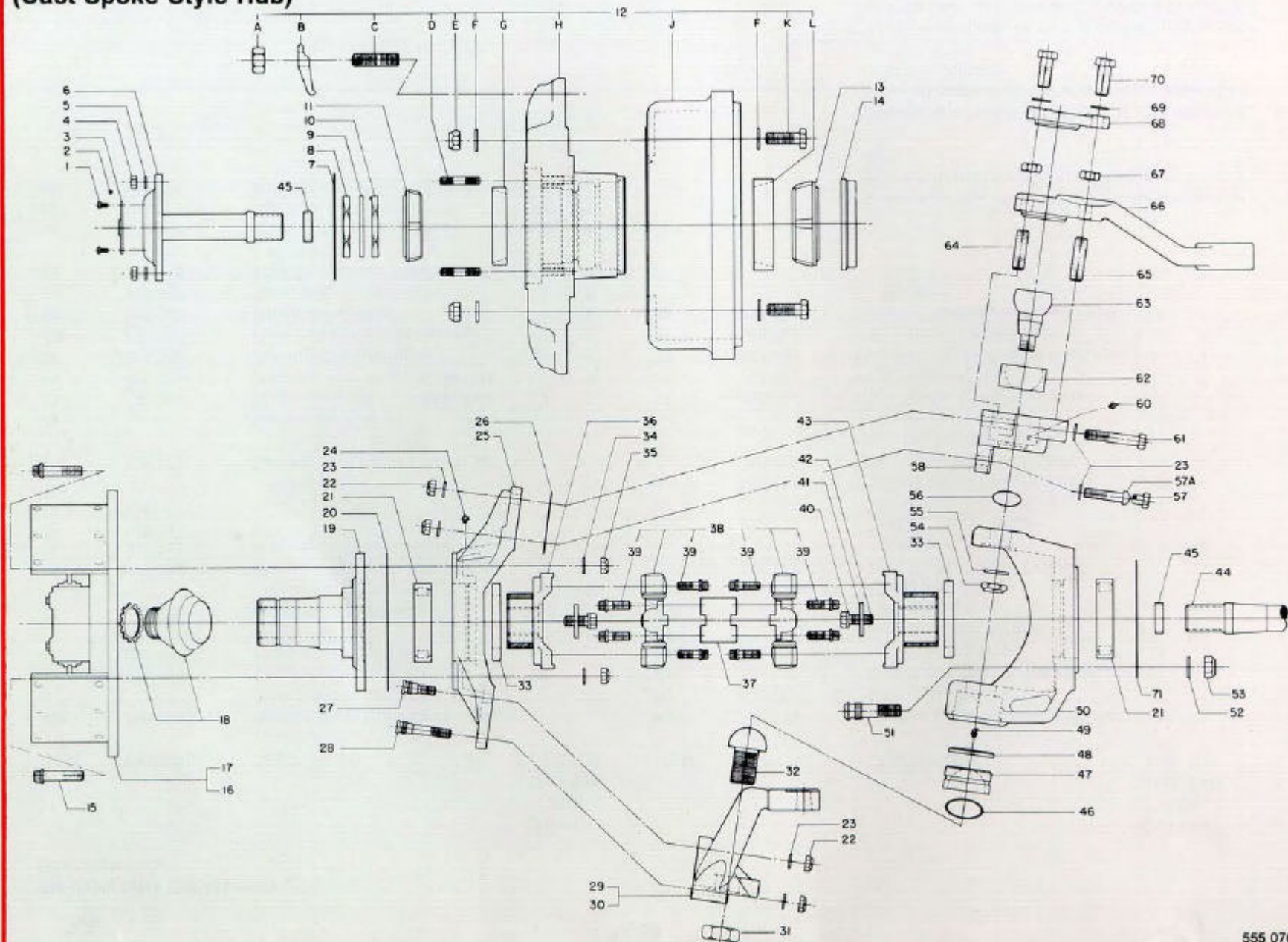
ITEM	PART NO.	DESCRIPTION	QUANTITY PER AXLE END		ITEM	PART NO.	DESCRIPTION	QUANTITY PER AXLE END	
			L.H.	R.H.				L.H.	R.H.
40A	736 774	Bearing Race, Outer Drive Yoke (included in item 40)	1	1	59	927 649	Washer, Upper Kingpin, Hardened	1	1
41	792 598	Center Plate, Universal Joint	1	1	60	675 222	O-Ring, Upper Kingpin	1	1
42	277 229	Cross and Bearing Kit, Universal Joint	2	2	61	265 657	Bolt, Upper Kingpin Bracket Mounting	1	1
43	724 574	Capscrew, Ferryhead (included in item 42)	16	16	61A	265 886	Bolt, Steering Stop	1	1
44	927 289	Washer, Drive Yoke Bolt Sealing	2	2	62	273 375	Bracket, Upper Kingpin	1	1
45	927 723	Washer, Drive Yoke Retaining	2	2	63	—	Not Used	—	—
46	265 235	Bolt, Drive Yoke Retaining	2	2	64	358 222	Fitting, Grease	1	1
47	9651727	Yoke, Inner Drive with Bearing Race	1	1	65	265 767	Bolt, Upper Kingpin Bracket Mounting	2	2
47A	736 773	Bearing Race, Inner Drive Yoke (included in item 47)	1	1	66	234 239	Bearing, Upper Kingpin	1	1
48	—	* Shaft, Inner Axle	1	1	67	225 278	Ball Stud, Upper Kingpin	1	1
49	736 768	Ring, Inner Axle and Outer Axle	2	2	68	788 473	** Stud, Steering Arm, Outboard	2	—
50	675 229	O-Ring, Lower Kingpin, 2 3/8 O.D.	1	1	69	788 472	** Stud, Steering Arm, Inboard	2	—
51	234 242	Bearing, Lower Kingpin	1	1	70	—	** Steering Arm (see note 2, Table of Contents)		
52	793 266	Plate, Lower Kingpin Bearing	1	1	71	688 275	** Nut, Steering Arm Mounting	4	—
53	358 223	Fitting, 45° Grease	1	1	72	235 383	*** Cap, Upper Kingpin	—	1
54	965 857	Yoke, Suspension	1	1	73	927 293	*** Washer, Upper Kingpin Cap Lock	—	4
55	788 469	Stud, Suspension Yoke to Axle Housing	8	8	74	265 467	*** Bolt, Upper Kingpin Cap	—	4
56	927 554	Washer, Suspension Yoke	8	8	75	427 454	Gasket, Suspension Yoke to Axle Housing	1	1
57	688 529	Nut, Suspension Yoke	8	8					
58	688 274	Nut, Upper Kingpin Ball Stud	1	1					

\* See note 2, Table of Contents. (Axle shafts may differ from left to right according to position of differential.)

\*\* Steering arm, studs, and stud nuts may mount on either steerable drive end according to application of axle to vehicle.

\*\*\* Upper kingpin cap, bolts, and washers may mount on either steerable drive end according to application of axle to vehicle.

# Steerable Drive End Assembly (Cast Spoke Style Hub)



**Steerable Drive End Assembly  
(Cast Spoke Style Hub)**

ITEM	PART NO.	DESCRIPTION	QUANTITY PER AXLE END		ITEM	PART NO.	DESCRIPTION	QUANTITY PER AXLE END	
			L.H.	R.H.				L.H.	R.H.
1	265 842	Bolt, Hub Cap Mounting	3	3	13	233 396	Bearing Cone, Inner wheel	1	1
2	758 232	Plug, Wheel Bearing Oil Level	1	1	14	732 334	Seal, Wheel Hub	1	1
3	483 243	Hub Cap	1	1	15	724 548	Screw, Wheel Spindle Mounting	10	10
4	688 528	Nut, Axle Shaft Drive Stud	8	8	16		**** Brake Assembly, Right-hand	—	1
5	927 282	Washer, Outer Axle Drive Stud	8	8	17		**** Brake Assembly, Left-hand	1	—
6	742 842	Shaft, Outer Axle	1	1	18		**** Chamber, Wedge Brake Service (air brake axles only)	1	1
7	427 378	Gasket, Outer Axle Shaft	1	1					
8	688 242	Nut, Wheel Bearing Lock	1	1	19	774 272	Spindle, Wheel Bearing	1	1
9	927 278	Washer, Wheel Bearing Lock	1	1	20	427 382	Gasket, Spindle to Spindle Yoke	1	1
10	688 239	Nut, Wheel Bearing Adjustment with Dowel	1	1	21	233 264	Bearing Outer Race and Roller Assembly	2	2
11	233 242	Bearing Cone, Outer Wheel	1	1	22	688 529	Nut, Lower and Upper Kingpin Bracket Mounting	8	8
12	482 018	† Assembly, Cast Spoke Hub (air brake axles only)	1	1	23	927 554	Washer, King Bracket Mounting	14	14
	482 019	† Assembly, Cast Spoke Hub (hydraulic brake axles only)	1	1	24	836 235	Vent, Spindle Yoke	1	1
A	688 549	Nut, Rim Clamp	6	6	25	965 787	Yoke, Spindle	1	1
B	255 428	Clamp, Rim	6	6	26	792 977	Shim, Camber Adjustment	1	1
C	788 474	Stud, Rim	6	6	27	788 452	Stud, Lower Kingpin Bracket (top mounting holes)	2	2
D	788 475	Stud, Outer Axle Shaft Drive	8	8	28	788 469	Stud, Lower Kingpin Bracket (bottom mounting holes)	2	2
E	688 628	Nut, Drum Mounting	6	6	29	273 369	Bracket, Lower Kingpin, Left-hand	1	—
F	927 555	Washer, Drum Mounting	6	6	30	273 372	Bracket, Lower Kingpin, Right-hand	—	1
G	233 397	Bearing Cup, Outer Wheel	1	1	31	688 578	Nut, Lower Kingpin Ball Stud Jam	1	1
H	482 337	Wheel, Cast Spoke (air brake axles only)	1	1	32	225 277	Ball Stud, Lower Kingpin	1	1
	482 346	Wheel, Cast Spoke (hydraulic brake axles only)	1	1	33	732 333	Seal Drive Yoke	2	2
J	378 274	Drum, 15 x 5 Brake	1	1	34	927 666	Washer, Spindle Mounting Lock	10	10
K	265 444	Bolt, Drum Mounting	6	6	35	688 582	Nut, Spindle Mounting	10	10
L	233 239	Bearing Cup, Inner Wheel	1	1	36	9651726	Yoke, Outer Drive with Bearing Race	1	1

† This assembly contains items A through L.

\*\*\*\* Refer to the Air or Hydraulic Brake Parts Manual for information relating to the brakes and see note 2, Table of Contents.

# Steerable Drive End Assembly (Cast Spoke Style Hub)

